













Class 2 working from home menu (w.b. 11th May 2020)

In the table, there are a selection of activities to choose from that range in complexity and time allocation. The stars link to the time spent on each activity. For example, a four-star activity will need more time than a two star one. If you wish you could challenge yourself to see how many stars you could get in a week!

For useful teaching tips and ideas for 'incidental' learning', follow [@MissArnoldTeach](#) on Twitter! 

<p align="center">Maths</p> <p>Work your way through the PowerPoint and listen to Miss Arnold. Then, complete the workbook pages and a journal entry. PowerPoints and workbook pages are available on the school website.</p> <p align="center">2-D Shapes</p> <p>This week's lessons are: Lesson 1: Identifying sides Lesson 2: Identifying vertices Lesson 3: Identifying lines of symmetry</p> <p align="center"></p> <p align="center">★★★★</p>	<p>Play on Times Tables Rock Stars for 30 minutes every day.</p> <p align="center"></p> <p align="center">★★★★</p>	<p align="center">Reading for Pleasure</p> <p>Read for 30 minutes every day. This can be story books, fact books, poems, recipes, news articles, etc. A mixture of text types is ideal.</p> <p align="center">★★★★</p> <p align="right"></p>	
<p align="center">English (writing)</p> <p>Don't forget to use your 'writing checklist' for any writing you do! Write and underline the long date at the top of each page.</p> <p>Follow the PowerPoint discussing how to use apostrophes for possession. Then have a go at putting apostrophes into Miss Arnold's alien description. Finally, use Miss Arnold's writing to have a go at writing your own description of the alien you made last week in art using apostrophes for possession.</p> <p align="center"></p>	<p align="center">English (reading)</p> <p>Read the text and answer the following comprehension questions. These can be found in the Class 2 folder on the school website.</p> <p align="center">★★★★</p> <p align="center"></p> <p>Please find further information about these below.</p>	<p align="center">Reading for Pleasure</p> <p>Listen to a chapter of a book read to you by a grown-up every day.</p> <p align="center">★</p> <p align="right"></p>	
<p align="center">PE</p> <p>Read through the 'Notts School Games' booklet. This week the sport we are learning about is golf! There is a challenge for you to complete each day. By Friday you will have become a golf expert!</p> <p align="center">★★</p> <p align="center"></p>	<p align="center">Computing</p> <p>Complete a '2 do' on Purple Mash. Click on 'Alerts' to see what Miss Arnold has set for you. This week, we are looking at online safety.</p> <p align="center">★★</p> <p align="center"></p>	<p align="center">French</p> <p>Madame Beavis has set you some French food and picnic activities to practise your French vocabulary. Maybe you could have a real French picnic in your back garden!</p> <p align="center">★★</p> <p align="center"></p>	<p align="center">Mindfulness</p> <p>Take 10 minutes to sit quietly and reflect on your day. Think about what you've enjoyed and what you are looking forward to tomorrow. Complete a page of your mindfulness colouring pack.</p> <p align="center">★</p> <p align="right"></p>



Class 2 working from home menu (w.b. 11th May 2020)

In the table, there are a selection of activities to choose from that range in complexity and time allocation. The stars link to the time spent on each activity. For example, a four-star activity will need more time than a two star one. If you wish you could challenge yourself to see how many stars you could get in a week!

For useful teaching tips and ideas for 'incidental' learning', follow [@MissArnoldTeach](#) on Twitter!



																				Extra stars:
----------------------------------------------------------------------------------	-----------------------------------------------------------------------------------	-----------------------------------------------------------------------------------	-----------------------------------------------------------------------------------	-----------------------------------------------------------------------------------	-----------------------------------------------------------------------------------	-----------------------------------------------------------------------------------	-----------------------------------------------------------------------------------	-----------------------------------------------------------------------------------	-----------------------------------------------------------------------------------	------------------------------------------------------------------------------------	-------------------------------------------------------------------------------------	-------------------------------------------------------------------------------------	-------------------------------------------------------------------------------------	-------------------------------------------------------------------------------------	-------------------------------------------------------------------------------------	-------------------------------------------------------------------------------------	-------------------------------------------------------------------------------------	-------------------------------------------------------------------------------------	-------------------------------------------------------------------------------------	--------------

Reading comprehensions – there are 3 differentiated versions of the reading comprehensions. Each page has 1, 2 or 3 stars at the bottom which correspond to the difficulty of the text and questions. Below is a rough guide to which text your child should be accessing based on their book band colour:

1 star: orange and turquoise

2 stars: purple, gold and white

3 stars: lime and brown