
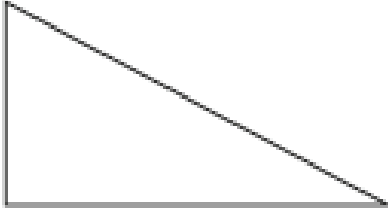



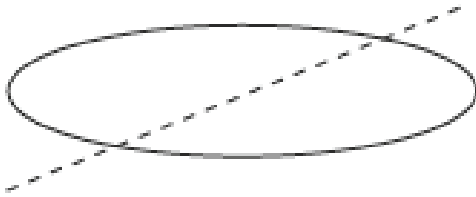
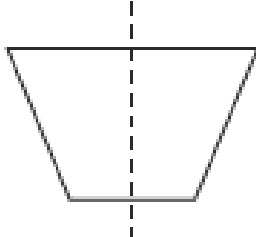
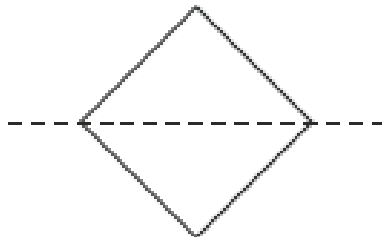
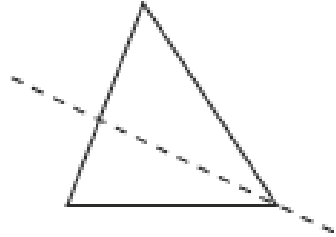


Identifying Lines of Symmetry

- 1** Are the shapes below symmetrical?
Answer with yes or no.

	shape	Is it symmetrical?
(a)		
(b)		
(c)		
(d)		
(e)		

2 Is the line of symmetry correctly drawn for each shape?
 Answer with yes or no.

	shape	Is the line of symmetry correct?
(a)		
(b)		
(c)		
(d)		
(e)	