













## Class 2 working from home menu (w.b. 18<sup>th</sup> May 2020)

In the table, there are a selection of activities to choose from that range in complexity and time allocation. The stars link to the time spent on each activity. For example, a four-star activity will need more time than a two star one. If you wish you could challenge yourself to see how many stars you could get in a week!

For useful teaching tips and ideas for 'incidental' learning, follow [@MissArnoldTeach](#) on Twitter! 

<p align="center"><b>Maths</b></p> <p>Work your way through the PowerPoint and listen to Miss Arnold. Then, complete the workbook pages and a journal entry. PowerPoints and workbook pages are available on the school website.</p> <p align="center"><b>3-D Shapes</b></p> <p>This week's lessons are: Lesson 1: Recognising 3D shapes Lesson 2: Describing 3D shapes Lesson 3: Describing 3D shapes (2)</p>  <p align="center">★★★★</p>	<p>Play on <b>Times Tables</b> Rock Stars for 30 minutes every day.</p>  <p align="center">★★★★</p>	<p align="center"><b>Reading for Pleasure</b></p> <p>Read for 30 minutes every day. This can be story books, fact books, poems, recipes, news articles, etc. A mixture of text types is ideal.</p>  <p align="center">★★★★</p>	
<p align="center"><b>English (writing)</b></p> <p>Don't forget to use your 'writing checklist' for any writing you do! Write and underline the long date at the top of each page.</p> <p>This week's writing task is to re-write 'Man on the Moon' from the alien's point of view. What do they get up to during the day? Listen to Miss Arnold reading the story again (using the PPT from 2 weeks ago) and think about the beginning, middle and end of <b>your</b> story. The focus for this piece of writing is to apply what you have learned about using apostrophes for possession.</p> 	<p align="center"><b>English (reading)</b></p> <p>Read the text and answer the following comprehension questions. These can be found in the Class 2 folder on the school website.</p>  <p align="center">★★★★</p> <p><b>Please find further information about these below.</b></p>	<p align="center"><b>Reading for Pleasure</b></p> <p>Listen to a chapter of a book read to you by a grown-up every day.</p>  <p align="center">★</p>	
<p align="center"><b>PE</b></p> <p>Read through the 'Notts School Games' booklet. This week the sport we are learning about is football! There is a challenge for you to complete each day. By Friday you will have become a football expert!</p>  <p align="center">★★</p>	<p align="center"><b>Computing</b></p> <p>Complete a '2 do' on Purple Mash. Click on 'Alerts' to see what Miss Arnold has set for you.</p>  <p align="center">★★</p>	<p align="center"><b>French</b></p> <p>Madame Beavis has set you a reading and listening activity based on 'the very hungry caterpillar' to help you to practise the days of the week.</p>  <p align="center">★★</p>	<p align="center"><b>Mindfulness</b></p> <p>Take 10 minutes to sit quietly and reflect on your day. Think about what you've enjoyed and what you are looking forward to tomorrow. Complete a page of your mindfulness colouring pack.</p>  <p align="center">★</p>





## Class 2 working from home menu (w.b. 18<sup>th</sup> May 2020)

In the table, there are a selection of activities to choose from that range in complexity and time allocation. The stars link to the time spent on each activity. For example, a four-star activity will need more time than a two star one. If you wish you could challenge yourself to see how many stars you could get in a week!

For useful teaching tips and ideas for 'incidental' learning', follow [@MissArnoldTeach](#) on Twitter!



																				Extra stars:
--	---	---	---	---	---	---	---	---	---	--	---	---	---	---	---	---	---	---	---	--------------

**Reading comprehensions** – there are 3 differentiated versions of the reading comprehensions. Each page has 1, 2 or 3 stars at the bottom which correspond to the difficulty of the text and questions. Below is a rough guide to which text your child should be accessing based on their book band colour:

1 star: orange and turquoise

2 stars: purple, gold and white

3 stars: lime and brown